



KALMAR®

WERKSTÄTTEN



Kalmar Werkstätten

Kalmar Werkstätten celebrates the historic lighting manufacture Kalmar. Since the project's launch in 2009, Kalmar Werkstätten has issued designs based on drawings found in the Kalmar archives and selected for today's residential and commercial interiors. Specifically these lamps, chandeliers, and sconces spotlight the Secession and Wiener Werkstätten, movements in which the company was intimately involved, thanks to working relationships second-generation owner **Julius Theodor Kalmar** had established with the great talents including **Josef Hoffmann** and **Adolf Loos**. They rediscover Austrian modernism's directness of form, honest expression of industry and craftsmanship, and dedication to time-honored materials - and are contemporary heirlooms in their own right.

Collaborating with a choice group of emerging and established talent, Kalmar Werkstätten is releasing light fixtures whose designs are chosen from the Kalmar archive and adapted for today's residential and commercial interiors.

Kalmar Werkstätten

***Kalmar Werkstätten**, eine Marke der Firma Kalmar, brachte vor kurzem eine Reedition ausgewählter Entwürfe auf den Markt, die auf wiederentdeckten Zeichnungen des Kalmar Archives beruhen. Die Stehleuchten, Wandleuchten und Pendelleuchten spiegeln die Zeit der Sezession und die Ära der Wiener Werkstätten wider. Damals bewegte sich **Julius Theodor Kalmar**, der Sohn des Gründers Julius August Kalmar, im Umfeld des Wiener Werkbundes, dessen Ideen er umsetzte, und pflegte Kontakt mit Wegbereitern der Moderne wie **Adolf Loos** und **Josef Hoffmann**.*

Die Entwürfe wurden mit einer Reihe von etablierten und aufstrebenden Designern neu interpretiert und erwecken die Klarheit der Form und den Ausdruck hochstehender Handwerkskunst des österreichischen Modernismus zu neuem Leben. Die detailgenaue Verarbeitung und der kunstfertige Umgang mit hochwertigen Materialien machen die Objekte der Werkstätten Kollektion zu zeitgemässen Objekten mit designgeschichtlichem Erbe.

Billy BL Floor Lamp Series



Dimensions height **1600 mm** shade diameter **390 mm**
Finishes metal: matte lacquered green, yellow, light blue, black, white – wood: oak – wheat color textile cord – socket: 1 x E27


The Billy lamp series proves that utilitarian design—the honest construction of simple materials—can both reflect an industrial heritage and perfectly accent a domestic environment. The floor lamp comprises three matt-lacquer metal pieces projecting from a hardwood stem, which is unstained but finished in a protective clear lacquer.

J. T. Kalmár GmbH, A-1080 Austria Vienna, T. +43 1 40 90 880, www.kalmarlighting.com



Billy Lamp Series, Original Design by **Julius Theodor Kalmár**
Re-edited by **Nicolo Tallami/ Garth Roberts**

Billy TL Table Lamp Series



Dimensions height **430 mm** shade diameter **175 mm**
Finishes metal: matte lacquered green, yellow, light blue, black, white – wood: oak – wheat colored textile cord – socket: 1 X G9 40W


The Billy lamp series proves that utilitarian design—the honest construction of simple materials—can both reflect an industrial heritage and perfectly accent a domestic environment. The table lamp comprises three matt-lacquer metal pieces projecting from a hardwood stem, which is unstained but finished in a clear protective coating.

J. T. Kalmár GmbH, A-1080 Austria Vienna, T. +43 1 40 90 880, www.kalmarlighting.com



Billy Lamp Series, Original Design by **Julius Theodor Kalmár**
Re-edited by **Nicolo Tallami/ Garth Roberts**

Billy WL Wall Lamp Series



Dimensions height **130 mm** depth **210 mm** shade diameter **175 mm**
Finishes metal: matte lacquered green, yellow, light blue, black, white – socket: 1 x G9 40W

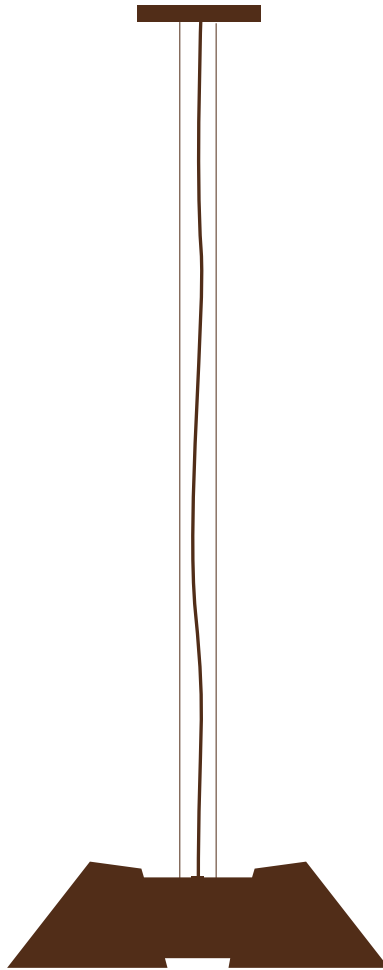
The Billy lamp series proves that utilitarian design—the honest construction of simple materials—can both reflect an industrial heritage and perfectly accent a domestic environment. The wall lamp Billy WL includes fabricated metal coated in a matt-lacquer finish, and its disc-like mounting plate exposes a series of carefully located fasteners enabling use as both up lighting or down lighting fixture.

J. T. Kalmr GmbH, A-1080 Austria Vienna, T. +43 1 40 90 880, www.kalmarlighting.com



Billy Lamp Series, Original Design by **Julius Theodor Kalmr**
Re-edited by **Nicolo Tallami/ Garth Roberts**

Billy HL Pendant Lamp Series



Finishes metal: matte lacquered green, yellow, light blue, black, white – wheat colored textile cord – socket: 2 x G9 40W
Dimensions height **1100 mm** shade diameter **410 mm**


The Billy lamp series proves that utilitarian design—the honest construction of simple materials—can both reflect an industrial heritage and perfectly accent a domestic environment. The simplicity of the Billy luminaire makes it a perfect pendant for accenting a contemporary domestic environment. Comprising multiple signature metal Billy shades, the Billy HL uniquely furnishes a variety of downlighting scenarios.

J. T. Kalmr GmbH, A-1080 Austria Vienna, T. +43 1 40 90 880, www.kalmarlighting.com



Billy Lamp Series, Original Design by **Julius Theodor Kalmar**
Re-edited by **Nicolo Tallami/ Garth Roberts**

Billy DL Ceiling Lamp Series



Dimensions height **920 mm / 1120 mm** shade diameter **410 mm**
Finishes metal: matte lacquered green, yellow, light blue, black, white – socket: 2 x G9 60W

The Billy lamp series proves that utilitarian design—the honest construction of simple materials—can both reflect an industrial heritage and perfectly accent a domestic environment. The Billy DL ceiling lamps combine several signature metal shades into a clean and unobtrusive uplight. Billy DLs are available in two stem lengths, for uplighting interiors of differing dimensions.

J. T. Kalmr GmbH, A-1080 Austria Vienna, T. +43 1 40 90 880, www.kalmarlighting.com



Billy Lamp Series, Original Design by **Julius Theodor Kalmar**
Re-edited by **Nicolo Tallami/ Garth Roberts**

Hase BL Floor Lamp Series



Dimensions height 1500 mm shade diameter 510 mm
Finishes metal finish: polished brass – leather grip – shade: silk – textile cord – socket: 1 x E27


The freestanding luminaire Hase is another exemplar of the Wiener Werkbund. Using simple metal tubing and the basic bending process, J.T. Kalmar designed a luminaire with a kinetic yet delicate posture. Hase is finished in a polished brass that is uninterrupted by the electrical cord, and it is partly wrapped in a tactile leather grip that serves as an organic foil to the lamp's precise fabrication.

J. T. Kalmr GmbH, A-1080 Austria Vienna, T. +43 1 40 90 880, www.kalmarlighting.com



Hase Lamp Series, Original Design by Julius Theodor Kalmr
Re-edited by Nicolo Tallami/ Garth Roberts

Hase TL Table Lamp Series



Dimensions height: 490 mm shade diameter: 320 mm
Finishes metal: polished brass – leather grip – wheat color textile cord – shade: silk – socket: 1 x E14 40W

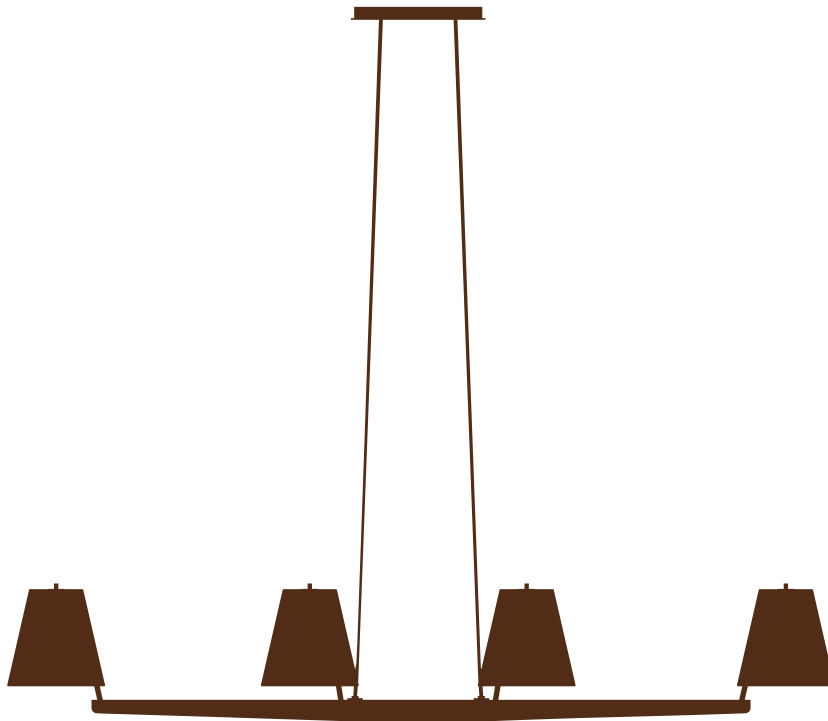
The freestanding luminaire Hase is another exemplar of the Wiener Werkbund. Using simple metal tubing and the basic bending process, J.T. Kalmar designed a luminaire with a kinetic yet delicate posture. Hase is finished in a polished brass that is uninterrupted by the untreated electrical cord, and it is partly wrapped in a tactile leather grip that serves as an organic foil to the lamp's precise fabrication.

J. T. Kalmr GmbH, A-1080 Austria Vienna, T. +43 1 40 90 880, www.kalmarlighting.com



Hase Lamp Series, Original Design by **Julius Theodor Kalmr**
Re-edited by **Nicolo Tallami/ Garth Roberts**

Admont 6 Pendant Lamp Series



Dimensions adjustable height max: **3500 mm** Length **1530 mm** width **580 mm**

Finishes wood: oak, rosewood, wenge, hardwood with satin matt black lacquer, hardwood with satin matt red lacquer – metal: black bronze with highlighted edges, matt black lacquer – shade: silk – textile cord – sockets: 6 x E27 40W

J.T. Kalmar conceived this impressive Wiener Werkbund design in 1930. Fitted with six arms and as many incandescent lamps, Admont is an elegant and organic sculptural accompaniment to dining tables of varying lengths. The oiled rosewood, wenge, or oak frame branches into individual lamp holders, which are protected by natural silk shades that completely eliminate glare from a 60-degree angle. Admont features the proprietary black cord that distinguishes the Kalmar Werkstätten brand, and metal may be finished in blackened bronze or matt black lacquer.

J. T. Kaimar GmbH, A-1080 Austria Vienna, T. +43 1 40 90 880, www.kaimarlighting.com



Admont 6 Lamp Series, Original Design by **Julius Theodor Kaimar**
Re-edited by **Jonathan Browning**

Dornstab / Dornstab 18 Floor Lamp Series




Dimensions **Dornstab** height 1500 mm shade diameter 460 mm / **Dornstab 18** height 1830 mm shade diameter 520 mm
Finishes wood: oak, rosewood (Dornstab only), wenge, hardwood satin red lacquer, hardwood satin black lacquer – metal: polished brass, polished nickel, black bronze with highlighted edges, matt black lacquer – shade: silk – textile cord – socket: 1 x E27

This freestanding luminaire from 1947 exemplifies Wiener Werkbund criteria. By threading the saber-shaped stand through the lamp shade, designers J.T. Kalmar and A. Pöll melded form as well as function—the stand allows the lamp shade to be positioned at three different, reader-friendly heights. The hardwood stand and handle may be finished in a satin matt red or black lacquer, or left in a natural state with a protective oil or wax coating. The base reflects the lightness of the floor lamp as a whole; all metal parts can be finished in black bronze, polished nickel, or matt black lacquer.

J. T. Kalmár GmbH, A-1080 Austria Vienna, T. +43 1 40 90 880, www.kalmarlighting.com



Dornstab / Dornstab 18 Lamp Series, Original Design by **Julius Theodor Kalmár**
Re-edited by **Jonathan Browning**



Dimensions Fliegenbein **BL** height: 1750 mm shade diameter: 500 mm
Finishes metal: matt black lacquer - shade: silk - wheat color textile cord - socket: 3 x E27

The floor lamp Fliegenbein gets its name from its base, which resembles the legs of a housefly. This freestanding armature comprises two bent metal tubes that merges into a single shaft; a natural silk shade is suspended near the top of the dark, matte-finished column. The pleated shade injects volume and texture into the composition, as the base itself possesses a visual light-weightness and geometric elegance belying its strength. The pairing of contrasts makes Fliegenbein a complement to any modern living environment. Features Kalmar Werkstätten's signature wheat-colored electrical cord merges seamlessly into one of Fliegenbein legs.

J. T. Kalmár GmbH, A-1080 Austria Vienna, T. +43 1 40 90 880, www.kalmarlighting.com



Fliegenbein BL Lamp, Original Design by **Julius Theodor Kalmár**
Re-edited by **Garth Roberts/ Nicolo Taliani**

